





BRIDGESTONE

DURAVIS™ R500HD

DESIGNED FOR COMMERCIAL HIGHWAY DRIVING

FEATURES AND BENEFITS

-  Provides smooth commercial highway driving
-  Wet and dry traction
-  Durable casing protects against stone drilling for belts
-  Long wear life



CLOSED SHOULDER SLOTS

Contribute to increased wear life

STONE REJECTOR

Helps protect against stone retention and ejection to protect belts and enhance casing durability

3D SIPES

Improve dry traction while maintaining snow, ice and wet traction

THICK GAUGE SIDEWALL WITH DUAL SIDEWALL PROTECTORS

Helps make the tire more cut, chip and tear resistant



BRIDGESTONE

DURAVIS™ R500HD

ENGINEERED FOR:  COMMERCIAL

WARRANTY: Duravis Tire Warranty


TOP FITMENTS: Ford Super Duty / Emergency Vehicles
Dodge Sprinter Van

TIRE TYPE: Commercial

SPEED RATING: R

SIZES: 8 sizes from 16" to 17"

PERFORMANCE CHARACTERISTICS



TIRE SPECIFICATIONS

Tire Size and Service Description	Load Range	Article Number	Sidewall Styling	Approved Rim Widths	Measuring Rim Width	Overall Tire Diameter	Overall Section Width	Tread Depth (32nd)	Minimum Dual Spacing	Revs Per Mile	UTQG	Wt.
16" Rim Diameter												
LT215/85R16	115/112R	E 191826	BW	5.5-7.0	6.0	30.4	8.5	14	9.9	687	-	41
LT235/85R16	120/116R	E 191843	BW	6.0-7.5	6.5	31.7	9.3	14	10.8	657	-	47
LT225/75R16	115/112R	E 192659	BW	6.0-7.0	6.0	29.3	8.8	14	10.2	713	-	41
LT245/75R16	120/116R	E 191860	BW	6.5-8.0	7.0	30.5	9.8	14	11.3	685	-	47
LT265/75R16	123/120R	E 191877	BW	7.0-8.0	7.5	31.7	10.5	15	12.2	659	-	53
17" Rim Diameter												
LT235/80R17	120/117R	E 191928	BW	6.0-7.5	6.5	31.8	9.3	14	10.8	657	-	47
LT245/70R17	119/116R	E 191894	BW	6.5-8.0	7.0	30.6	9.8	14	11.3	683	-	47
LT265/70R17	121/118R	E 191911	BW	7.0-8.5	8.0	31.7	10.7	15	12.4	659	-	53

Designed as a general guideline to compare products within the Bridgestone and Firestone product portfolios. Based on the technologies featured in each tire and not on performance-testing data.