





# BRIDGESTONE

## DURAVIS™ M700HD

### DESIGNED FOR COMMERCIAL ALL-TERRAIN DRIVING

#### FEATURES AND BENEFITS

-  All-terrain performance
-  Reliable snow traction
-  Durable casing protects against stone drilling for belts
-  Long wear life



#### ALL-TERRAIN TREAD PATTERN

Enhances off-road  
performance

#### SAWTOOTH SIPES

Helps with snow traction

#### CLOSED SHOULDER SLOTS

Contribute to increased  
wear life

#### THICK GAUGE SIDEWALL WITH DUAL SIDEWALL PROTECTORS

Helps make the tire more  
cut, chip and tear resistant



# BRIDGESTONE

## DURAVIS™ M700HD

**ENGINEERED FOR:**  COMMERCIAL

**WARRANTY:** Duravis Tire Warranty


**TOP FITMENTS:** Ford Super Duty / Emergency Vehicles  
Dodge Sprinter Van

**TIRE TYPE:** Commercial

**SPEED RATING:** Q & R

**SIZES:** 7 sizes from 16" to 17"

### PERFORMANCE CHARACTERISTICS



### TIRE SPECIFICATIONS

Tire Size and Service Description	Load Range	Article Number	Sidewall Styling	Approved Rim Widths	Measuring Rim Width	Overall Tire Diameter	Overall Section Width	Tread Depth (32nd)	Minimum Dual Spacing	Revs Per Mile	UTQG	Wt.
<b>16" Rim Diameter</b>												
LT215/85R16	115/112R	E 214606	BW	5.5-7.0	6.0	30.4	8.5	15	9.9	685	-	42
LT235/85R16	120/116R	E 214589	BW	6.0-7.5	6.5	31.7	9.3	16	10.8	657	-	48
LT225/75R16	115/112R	E 213518	BW	6.0-7.0	6.0	29.3	8.8	15	10.2	711	-	42
LT245/75R16	120/116R	E 206310	BW	6.5-8.0	7.0	30.5	9.8	16	11.3	683	-	48
LT265/75R16	123/120R	E 206293	BW	7.0-8.0	7.5	31.7	10.5	17	12.2	657	-	54
<b>17" Rim Diameter</b>												
LT235/80R17	120/117R	E 206242	BW	6.0-7.5	6.5	31.8	9.3	16	10.8	653	-	50
LT265/70R17	121/118R	E 206276	BW	7.0-8.5	8.0	31.7	10.7	17	12.4	657	-	54

Designed as a general guideline to compare products within the Bridgestone and Firestone product portfolios. Based on the technologies featured in each tire and not on performance-testing data.